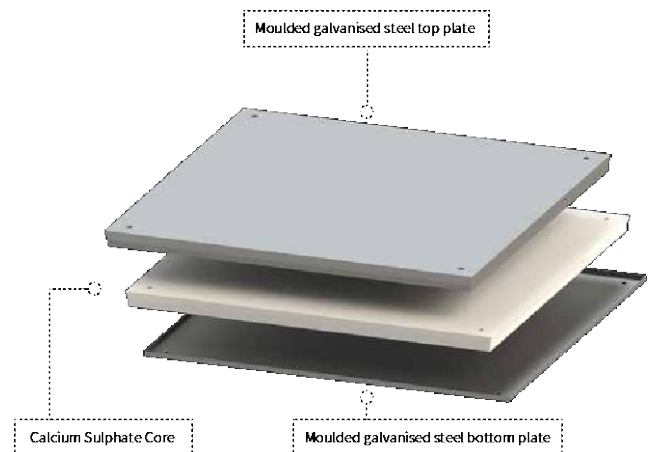
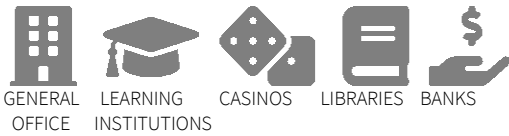


URBAN SERIES

URBAN RIGID

RECOMMENDED APPLICATIONS



SYSTEM NAME

Urban Rigid Heavy Grade 1000LBS (4.45kN)

DESCRIPTION

The Urban Rigid System is an alternate system to Icon Data for commercial environments. It is widely used for finished floor heights over 31.5in or areas that require a more rigid installation due to high load or traffic.

COMPLIANT STANDARDS

CISCA Standard UFGS-09 69 11/15
ISO9239-1-2003
EN12825-2001
DIN4102-1-1998

SIZE 24in x 24in

CORE Calcium Sulphate

FINISH Galvanized steel

CONSTRUCTION

The panels consist of a hardened galvanized steel top and bottom sheet plate encapsulating a structural calcium sulphate core.

TOLERANCE

±0.001in and a flatness tolerance of ±0.02in measured on a diagonal across the top of the panel

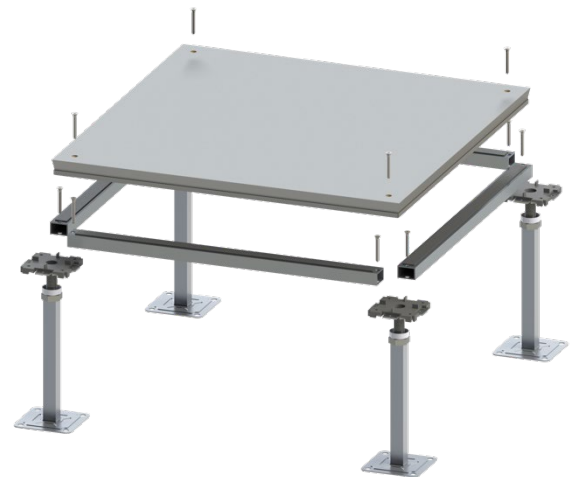
CONNECTION

The panel is screw fixed on top of the stringer assembly to the pedestal head at all four corners

DEPTH 1.2in

PERFORMANCE TO STANDARDS GUIDE PER CISCA STANDARD UFGS-09 69 11/15

Load Level	Panel (kg)	System (kg/m ² at 17.7in FFH)
1000LBS (4.45kN) Heavy Grade	20	62
STATIC PERFORMANCE (kN)		
Concentrated	Impact	Ultimate
1000LBS (4.45kN)	150LBS (0.67kN)	1400LBS (6.23kN)
DYNAMIC PERFORMANCE (kN) - Passes		
10 passes (wheel size 3in x 1.2in)	10,000 passes (wheel size 6in x 2in)	Uniform (kPa/m ²)
800LBS 6 (3.5kN)	600LBS (2.67kN)	11.97 (250psf)
Safety Factor: Panels must provide a minimum safety factor of five (5) times the uniform load specified above in accordance with CISCA Standard ICC-ES.		



PEDESTAL SIZE

4in x 4in base plate

PEDESTAL CONSTRUCTION

Hot dipped galvanised steel pedestal base, head and rod. Finished with an ABS locating gasket.

PEDESTAL LOCKING

The pedestals will be provided with an adjusting and locking nut to maintain the assembly at a selected height, which requires a deliberate action to change the height setting, and which prevents vibration displacement.

PEDESTAL FINISH

Hot dipped galvanized finish.

PEDESTAL CONNECTION

The panel is screw fixed to the pedestal head at all four corners.

PEDESTAL FINISHED FLOOR HEIGHT (FFH)

The finished floor height of the access floor is measured from the sub floor to the top surface of the installed access floor.

STRINGER SIZE

1.2in x 0.8in x 0.05in x 24in

STRINGER CONSTRUCTION

Rectangular steel welded tube with 0.06in sponge rubber foam.

STRINGER FINISH

Hot dipped galvanized finish.

STRINGER CONNECTION

The stringer is screw fixed to the pedestal head.